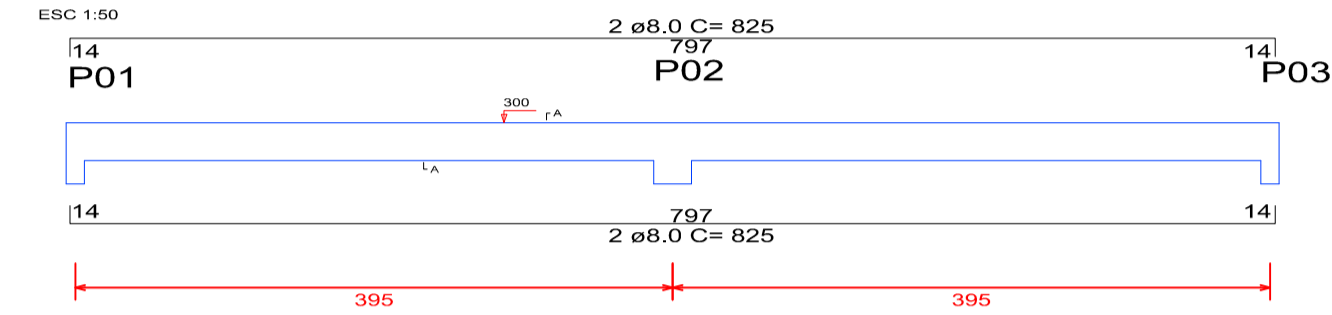
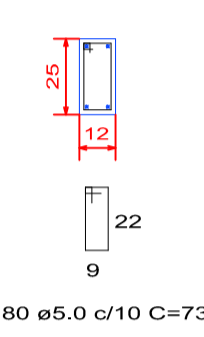


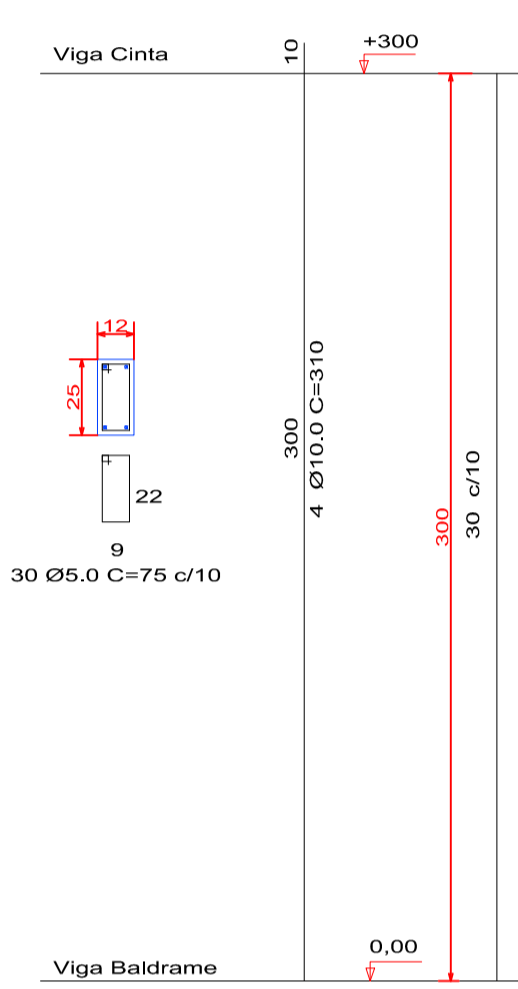
VC1



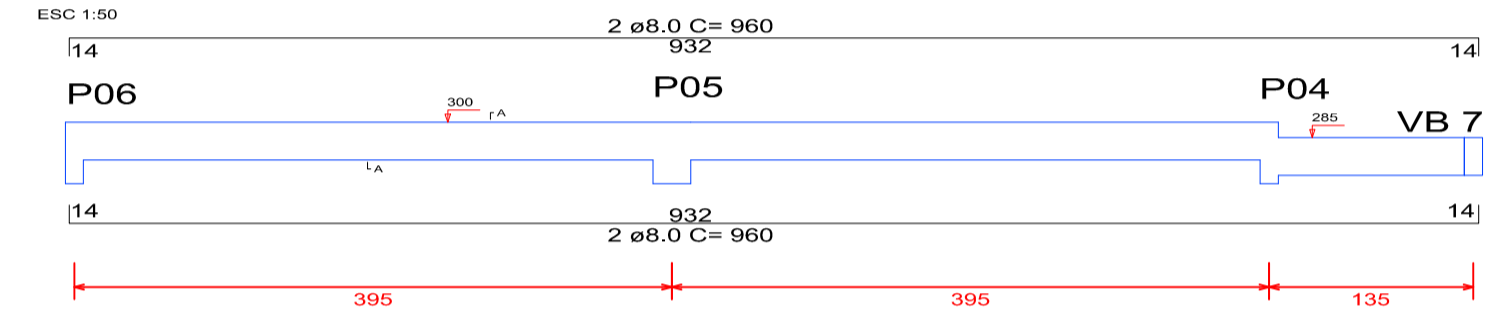
SEÇÃO A-A ESC 1:25



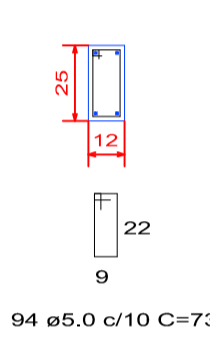
P 01 a 08 ESC 1:20



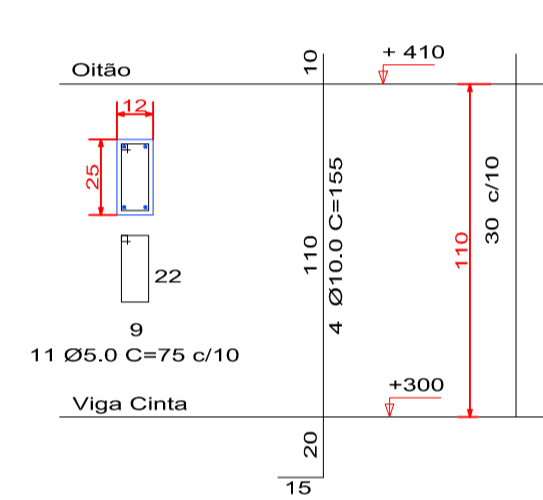
VC2



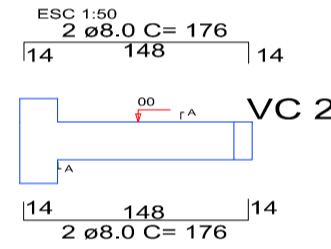
SEÇÃO A-A ESC 1:25



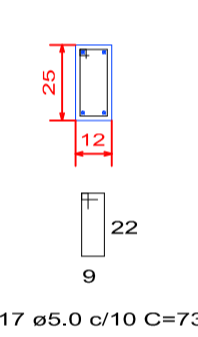
P 09 e 10 ESC 1:20



VC5



SEÇÃO A-A ESC 1:25



RESUMO DO AÇO DA VIGA CINTA

AÇO	DIAM	C.TOTAL (m)	PESO+10% (kg)
CA50	8.0	120.76	52.40
CA60	5.0	212.43	36.00
PESO TOTAL			
CA50		52.40	
CA60		36.00	

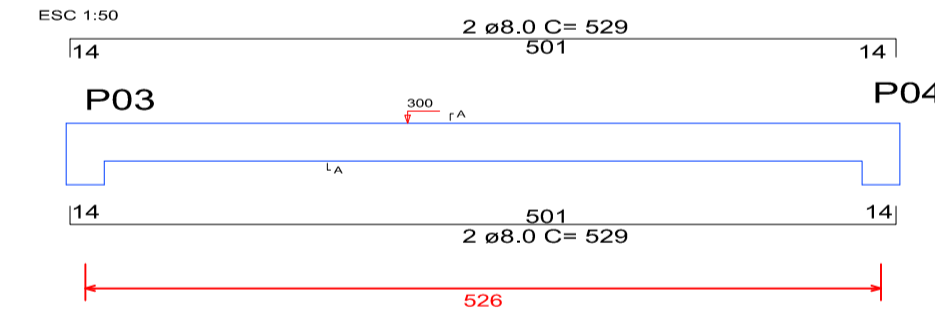
Concreto (C-20) = 1.00 m³
Forma: 14.91 m²

RESUMO DO AÇO DA PILARES

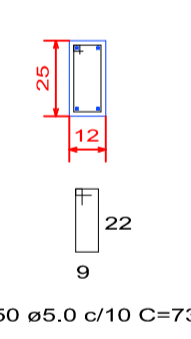
AÇO	DIAM	C.TOTAL (m)	PESO+10% (kg)
CA50	10.0	111.60	75.67
CA60	5.0	196.50	33.30
PESO TOTAL			
CA50		67.26	
CA60		30.51	

Concreto (C-20) = 1.00 m³
Forma: 19.39 m²

VC3



SEÇÃO A-A ESC 1:25

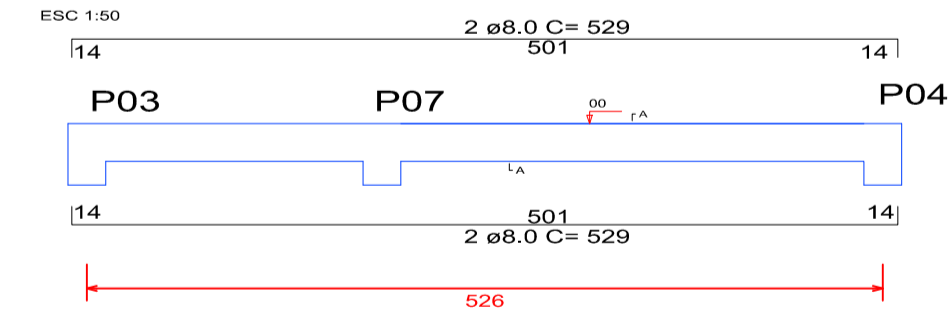


RESUMO DO AÇO DA LAJE

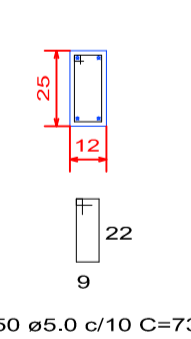
AÇO	DIAM	C.TOTAL (m)	PESO+10% (kg)
CA50	10.0	100.68	68.21
CA60	12.5	7.20	7.63
PESO TOTAL			
CA50		75.84	

Concreto (C-20) = 0.43 m³
Forma: 4.50 m²

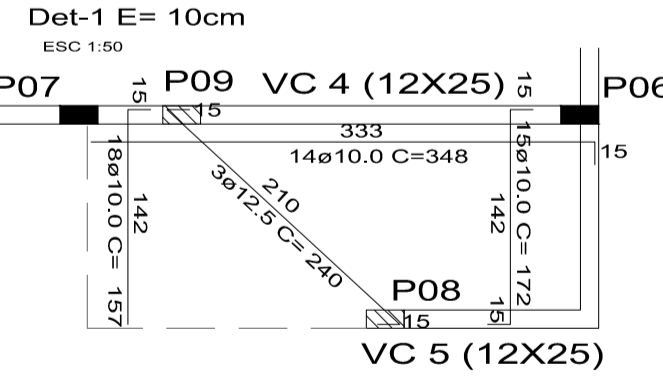
VC4



SEÇÃO A-A ESC 1:25



L 01



DEPTO. G.U.

PREFEITURA MUNICIPAL

Administração 2017 / 2020

ADMINISTRAÇÃO	RESP. TÉCNICO	PROJETO	02/02
		PROJETO	ESTRUTURAL
ÁREA	CONSTRUÇÃO DE SANITÁRIOS EM ALVENARIA		49,18 m ²
ESPECIFICAÇÕES	DETALHE VIGA CINTA, DETALHES PILARES DETALHE LAJE		MAIO / 2019
TÍTULO	PARQUE DE EXPOSIÇÃO	ESCALA	INDICADA
MUNICÍPIO	ESTADO	ARQUIVO	
DOIS VIZINHOS	PARANÁ		